



Child Friendly
Nottingham

Survey results
winter/spring 2024-2025

Foreword

On behalf of Child Friendly Nottingham (CFN), I am delighted to present the findings from our first Child Friendly Nottingham Children & Young People's Survey.

The survey is the outcome of a collaboration between members of the CFN Co-operation & Leadership Group. Analysis has been led by Nottingham City Council's Research, Engagement & Consultation Team together with the University of Nottingham's City as Lab.

Over a thousand children and young people answered a wide range of questions. Thank you to everybody who responded, as well as to the teachers, youth & play workers, and other professionals who supported children and young people to participate.

This is the first survey of its kind in the city. In addition to providing insight about the lived experiences of the respondents, we are also learning about what worked well with the survey and what didn't, refining the approach so that we can grow and diversify participation in future iterations.

The findings are not definitive or a judgment. Instead, they represent the voices and opinions of young citizens, set around the themes of the CFN badge priorities: Safe, Education, Health, and Equal & Included.

We challenge you to use the survey findings to improve the lives of children and young people. The issues identified can help you reassess strategies, prompt further investigation, support research, or underpin project bids. Please do share with us how you intend to use the survey findings, together with any suggestions for improvement. You can email us at: child.friendly@nottinghamcity.gov.uk

We aim to run this survey annually, supplemented by focused, thematic questionnaires. We are already planning the next survey for autumn 2025. Alongside the findings presented here, this will begin to provide a strong evidence base for partners, researchers, and policymakers. Most importantly, it will enable us to track our progress and report back to children and young people on how their voices are helping to shape a Child Friendly City.

Thank you for your continued interest and support.

Jon Rea

Co-operation & Leadership Group
Child Friendly Nottingham
June 2025

Table of contents

About the survey	4
Primary survey	
School	6
You and your neighbourhood	8
Online	10
Activities and friends	11
Secondary survey	
School and learning	14
You and your neighbourhood	16
Online	20
Activities, friends, well-being, and free time	22
Equality and inclusion in Nottingham	27
Further-education/school leaver survey	
School - college - work	30
You and your neighbourhood	32
Online	36
Activities, friends, well-being, and free time	38
Equality and inclusion in Nottingham	42

About the survey

Child Friendly Nottingham (CFN) consulted children and young people living in and around Nottingham between 20 November 2024 and 4 April 2025 via three different surveys: **primary** (ages 7-11), **secondary** (ages 11-16), **further ed/school leaver** (ages 16-18).

The surveys were available in printable and digital versions on the Nottingham City Council Engage Nottingham Hub and the [CFN website](#).

All surveys were anonymous and consent was required. No question was compulsory.

Survey completion numbers:

7-11 survey: 555

11-16 survey: 459

16-18 survey: 108

Total: 1122

Margins of error at 95% confidence rate:

Ages 7-11: 4.09% (based on an estimated population of 17,570)

Ages 11-16: 4.52% (based on an estimated population of 19,140)

Ages 16-18: 9.38% (based on an estimated population of 10,760)

Participant profile

The spread of living location was:

South Nottingham: 30% of respondents

Central Nottingham: 20% of respondents

North Nottingham: 50% of respondents

Over fifty different languages were given in response to the question “At home, what language do you speak most of the time?”.

Respondents to the 11-16 and 16-18 surveys were asked “Do you have a long-term health problem or disability that limits your day-to-day activities?”. Responses were: No (61%), Yes, limited a little (16%), Yes, limited a lot (4%).



Primary Survey

ages 7-11

School

Are you able to learn at school?

All or most of the time

76%

Some of the time

20%

I don't want to say

2%

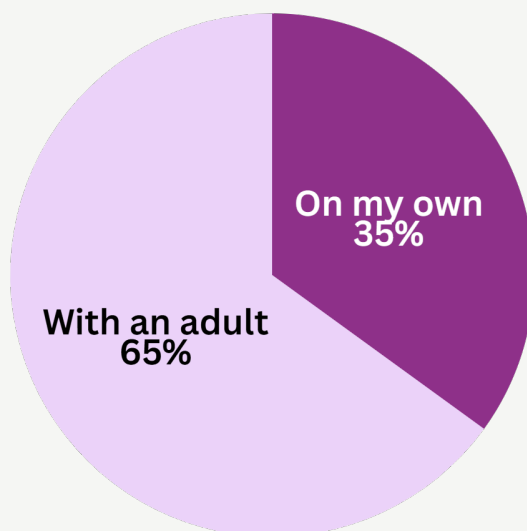
I don't know

1%

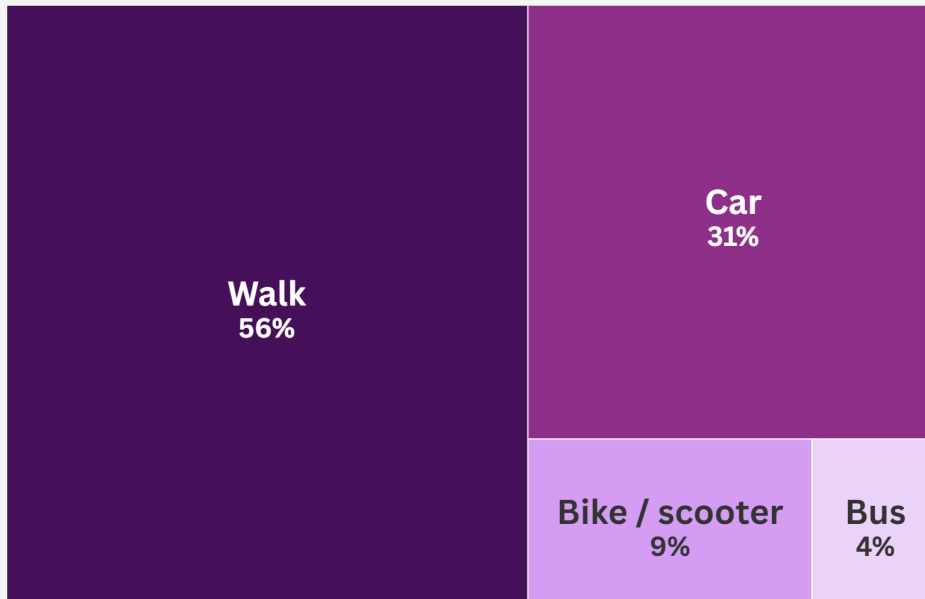
None of the time

1%

Normally, do you get to school on your own or with an adult?



How do you get to school?



Is there anything you don't like about your journey to or from school?

No issues / satisfied with journey



Infrastructure & environmental quality*



Safety concerns*



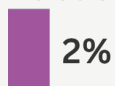
Traffic congestion / journey time



Walking / cycling / scooting difficulties



Public transport crowding



Infrastructure & environmental quality included mentions of: dirty areas, litter, traffic pollution, potholes, dog poo, overgrown trees and bushes

Safety concerns included mentions of: dangerous drivers, unsafe road crossings, walking alone, people making respondents feel uncomfortable

You and your neighbourhood


Do you agree?

☐ Disagree
 ☐ Sort of
 ☐ Agree
 ☐ I'm not sure


Nottingham is a friendly place



Nottingham is a good place to grow up



All children in Nottingham are treated fairly, no matter who they are




I have a say in decisions that affect my life



When I need help, I know where to get support



I understand my rights and know how to talk about them



I feel safe on the streets near my home



What would make Nottingham better for children?

(Sum of percentages exceeds 100% because respondents made multiple suggestions.)

Enhanced safety, crime prevention, policing

31%

Less traffic and more road safety

29%

More parks, playgrounds, recreation

27%

Improved cleanliness and environment

25%

More activities, clubs, facilities

25%

Better education and school improvements

14%

Improved community and social behaviour

12%

Better infrastructure and urban development

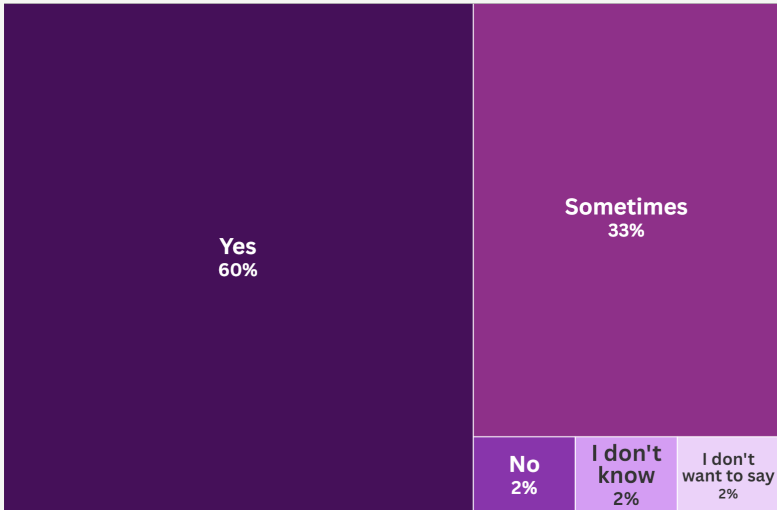
10%

Improved health and wellbeing

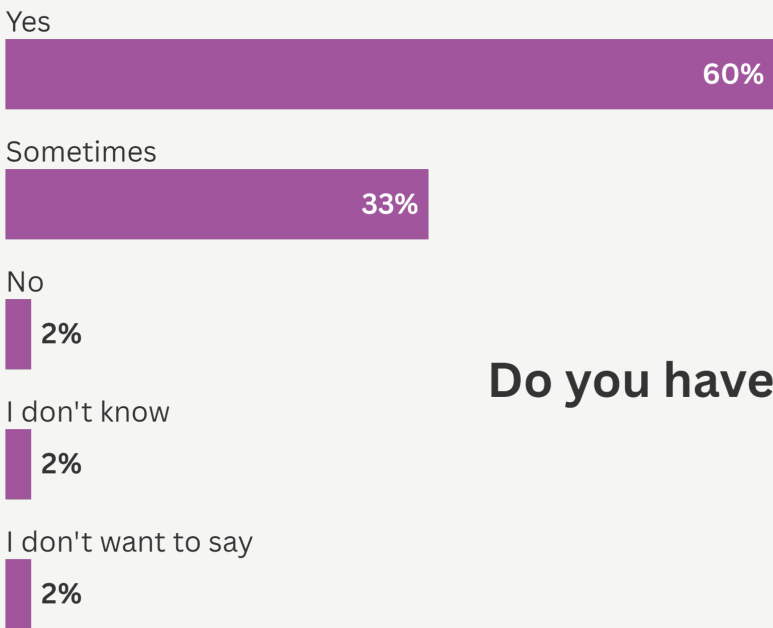
8%

Online

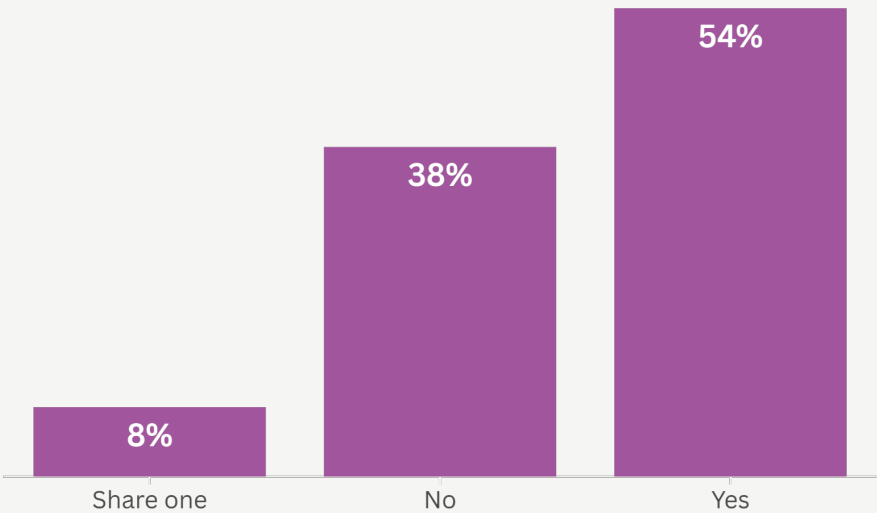
Are you allowed to use the internet at home?



Do you feel safe using the internet?

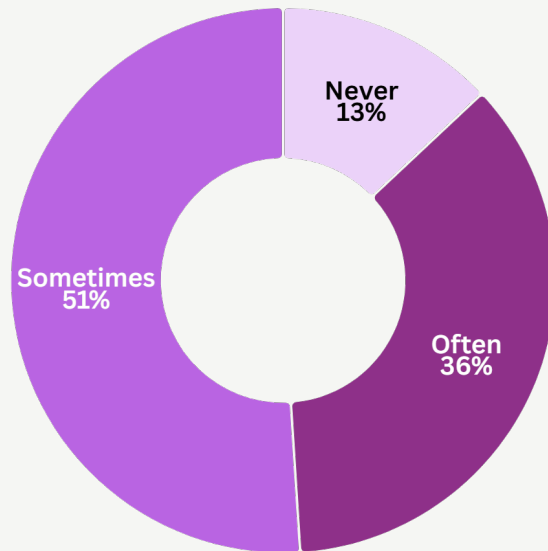


Do you have a mobile phone?



Activities and friends

Do you play with your friends on the weekends or after school?



Can you ride a bike?

Yes, I can ride a bike well

70%

Yes, but not very well

14%

No, but I'd like to learn

10%

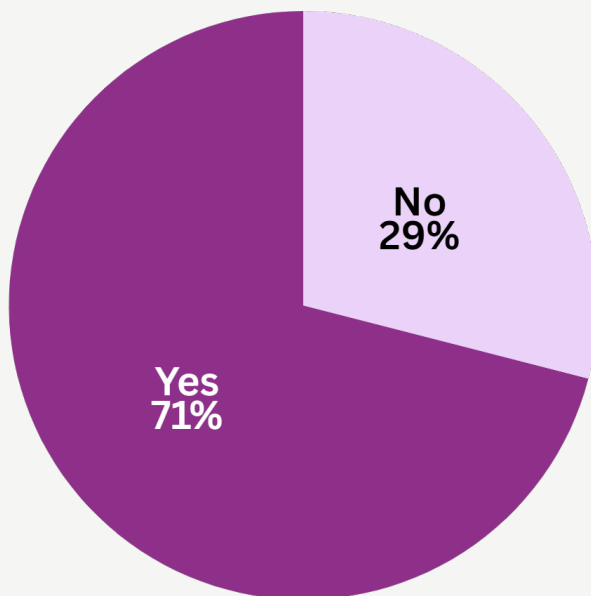
No, and I don't want to learn

6%

76% of respondents said there are clean, safe places for playing near their home

26% of respondents said they play with their friends outside after dark

Do you ever go to museums, galleries, theatre shows, or concerts?





Secondary Survey

ages 11-16

School and learning

Are you able to learn at school?

All or most of the time

76%

Some of the time

20%

I don't want to say

2%

I don't know

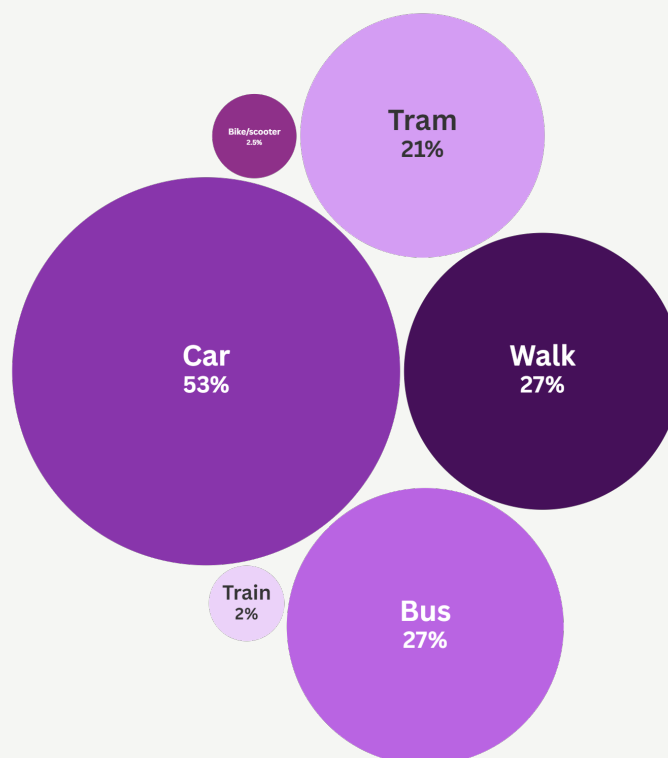
1%

None of the time

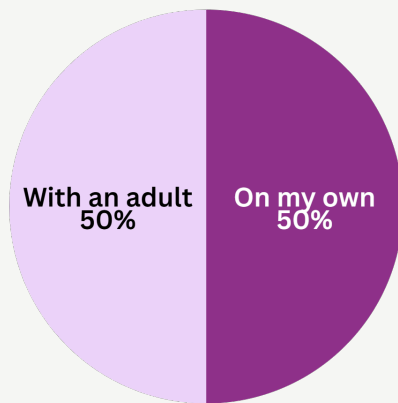
1%

How do you get to school?

(Sum of percentages exceeds 100% because some respondents mentioned multiple modes of transport.)



Normally, do you get to school on your own or accompanied by an adult?



Is there anything you don't like about your journey to or from school?

(Sum of percentages exceeds 100% because some respondents listed multiple issues.)

No issues / satisfied with journey

47%

Traffic congestion / journey time

22%

Infrastructure & environmental quality*

19%

Safety concerns*

17%

Public transport reliability and frequency

13%

Public transport crowding

7%

Walking difficulties

3%

Weather and cold

3%

Infrastructure & environmental quality

included mentions of: litter, dirty pavements, overgrown vegetation, e-bikes and scooters blocking paths, traffic pollution, dilapidated buildings

Safety concerns included mentions of: drug addicts, vaping on public transport, homeless people, creepy people, unsafe roads

You and your neighbourhood

Which three items are most important to you?

(Sum of percentages exceeds 100% because respondents each selected three options.)

Family

26%

Feeling safe and secure

15%

Education and learning

14%

Being healthy

13%

Access to services that are friendly for young people

12%

Feeling you can grow, explore and follow your interests

8%

Access to parks, nature and clean air

6%

Feeling you belong

4%

Feeling equal and included

3%

Taking part in your local community

1%

Do you agree?

■ Disagree ■ Sort of ■ Agree

I feel good about my future



Nottingham is a good place to grow up



I know how to get information and support for keeping my mind and body healthy



I feel safe on the streets near my home



Does anything make you feel unsafe in the streets near your home?

(Sum of percentages exceeds 100% because some respondents listed multiple concerns.)

No issues / I feel safe



Crime concerns



Intimidating individuals



Antisocial behaviour




General sense of unease



Litter and pollution



Poor lighting



Gangs



Traffic and road safety



Lack of police presence



Racism and discrimination



Why do you go into the city centre?

(Sum of percentages exceeds 100% because some respondents listed multiple reasons.)

Shopping

66%

Entertainment and leisure

38%

Socialising with friends

33%

Cafes and restaurants

21%

Spend time with family

21%

School or education

15%

Commuting / using public transport

11%

Appointments and errands

6%

Exercise and wellbeing

3%

71% of respondents said they visit Nottingham city centre

How would you like to share your ideas for making Nottingham better for young people?

I'm not interested in sharing my views and ideas

36%

Questionnaires

31%

Social media

15%

Meetings or group discussions

12%

Email

6%

What is the one thing you would most like to see change for children and young people living in Nottingham?

(Sum of percentages exceeds 100% because some respondents made more than one suggestion.)

Safety and crime reduction

36%

More activities and recreation

18%

Better behaviour and social cohesion

17%

Better education and job opportunities

13%

Improved health and wellbeing

12%

More affordability

8%

Better environment and cleanliness

8%

Improvements to transport and infrastructure

8%

More equality and rights

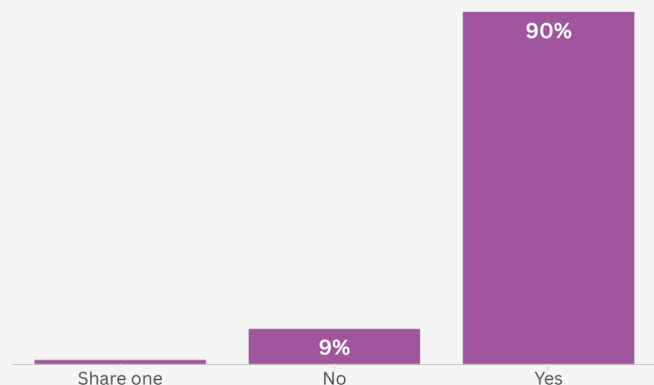
5%

Youth voice and engagement

3%

Online

Do you have a mobile phone?



Are you allowed to use the internet at home?

Yes, whenever I want

76%

Sometimes

21%

No

2%

We don't have internet at home

1%

Do you feel safe using the internet?

Yes

64%

Sometimes

26%

I don't know

6%

I don't want to say

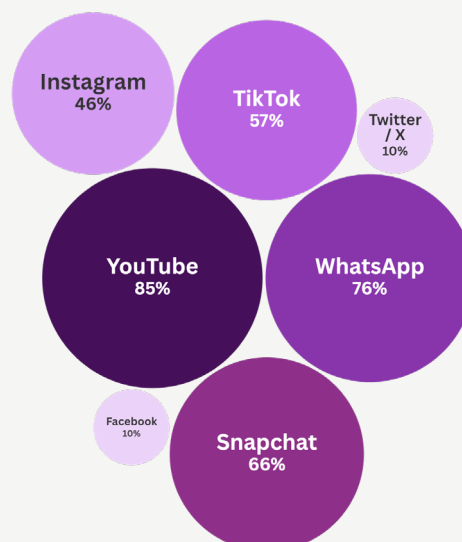
3%

No

1%

Do you use any of these social media platforms?

(Sum of percentages exceeds 100% because most respondents listed multiple platforms.)



What makes you feel safe online?

(Sum of percentages exceeds 100% because some respondents listed multiple reasons.)

Safe online behaviours

36%

Knowledge and awareness

27%

Platform safety features

18%

Positive online environments

16%

Security tools and technology

16%

Privacy settings / anonymity

12%

Parental controls

10%

Limiting exposure

9%

Having a support network

9%

Control and agency over data

3%

Mentioned in the context of what makes respondents feel **unsafe** online were: bullying, harassment, threats, nasty comments, discrimination, toxic behaviours, scammers, hackers, fake profiles, blackmail, gaslighting, weird adverts, fake news, triggering content, AI misuse, spam emails, data theft, being added to weird chats, group chat arguments.

Activities, friends, well-being, and free time

In a typical week, how often do you get together with friends in person outside of school?

Less often than once a week

29%

About once a week

28%

Several times a week

25%

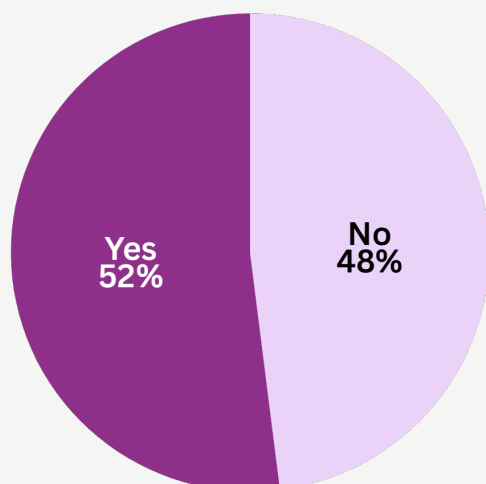
Every day or almost every day

14%

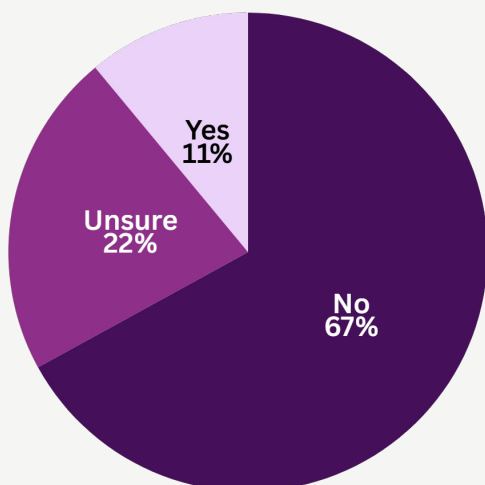
Never

4%

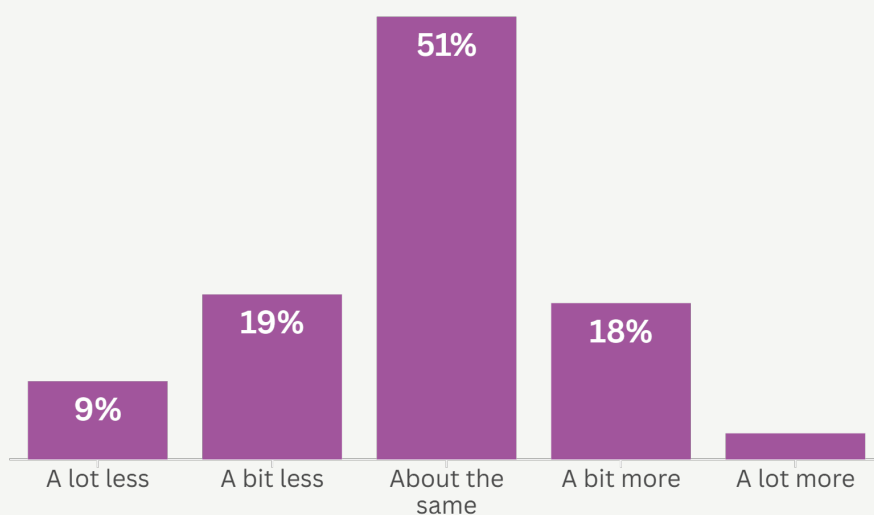
Do you ever play or hang out with your friends after dark?



Do you ever go to a Youth Centre or Activity Centre?



How much money do you have to spend on yourself compared to your friends?




Can you ride a bike?

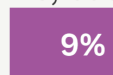
Yes, I can ride a bike well



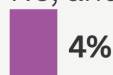
Yes, but not very well



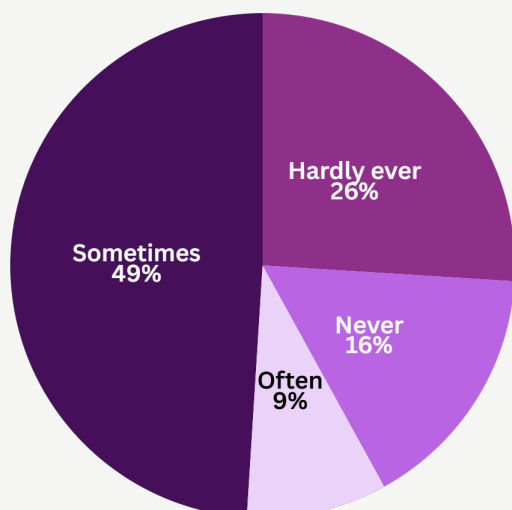
No, but I'd like to



No, and I don't want to



Do you ever go to museums, galleries, theatre shows, or concerts?



If not, why not?

Lack of interest

50%

Lack of time

30%

Accessibility or travel issues

17%

Parents don't allow it

14%

Too expensive

13%

Prefer other activities

11%

Personal reasons (anxiety, introversion, laziness)

6%

Poor quality of offering

6%

Do you agree?

■ Disagree ■ Sort of ■ Agree

There are places in my community where I can connect with nature*



Nottingham is doing the right things to tackle climate change



I have safe spaces to go with my friends (other than school or home)



There are good, affordable activities for me to join*



There clean, safe places for me to play or hang out near where I live



Streets and footpaths are well lit at night-time in my community



*Actual question texts were:

- There are places in my community where I can connect with nature (for example parks, gardens, nature trails)
- There are good, affordable activities for me to join (like sports and other clubs)


Do you agree?

■ Disagree ■ Sort of ■ Agree

Public transport gets me where I need to go



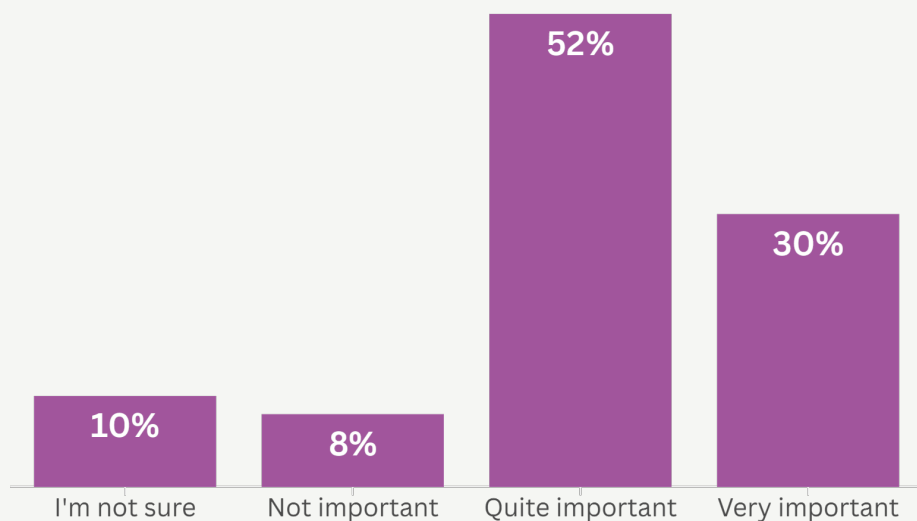
I feel safe travelling on public transport



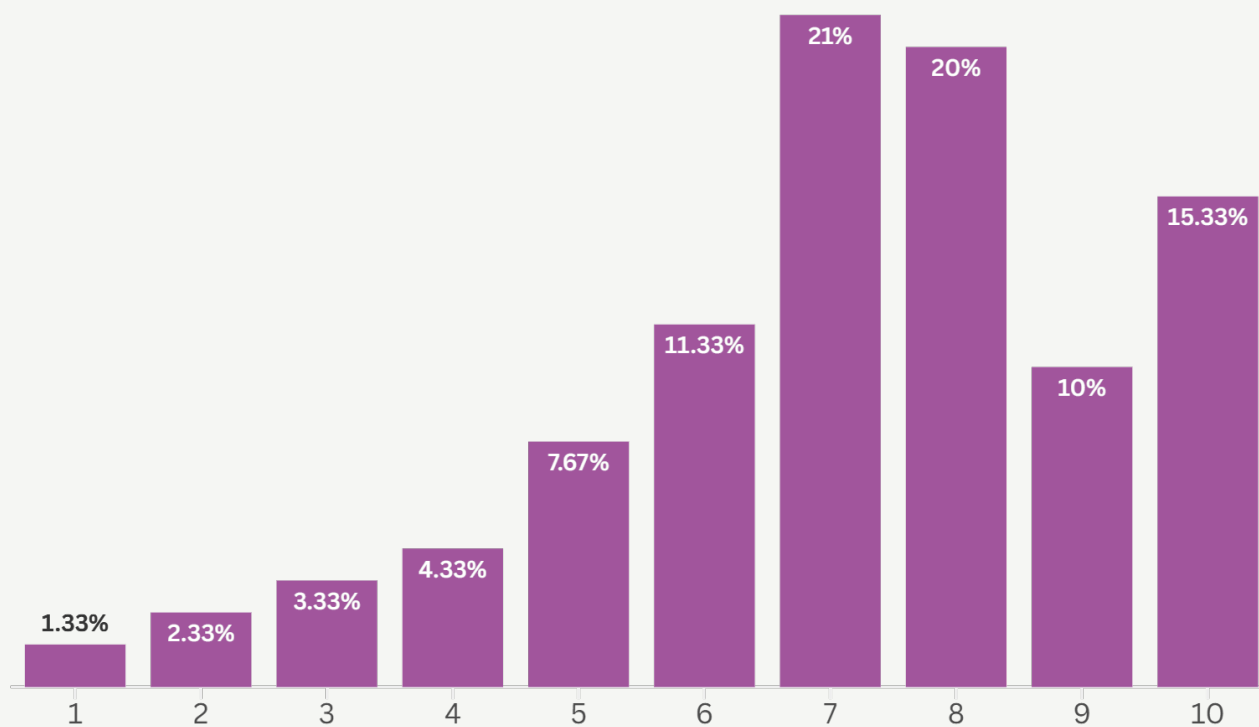
Public transport is affordable



How important is climate change to you?



How happy did you feel yesterday (with 1 being not happy at all and 10 being completely happy)?

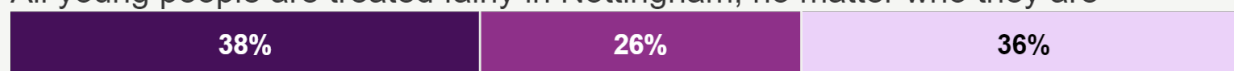


Equality and inclusion in Nottingham

Do you agree?

■ Disagree ■ Sort of ■ Agree


All young people are treated fairly in Nottingham, no matter who they are



People who are different are welcome in Nottingham




All young people in Nottingham have the same opportunities



Nottingham is a friendly place




I can contribute my ideas on new buildings and spaces in my community*



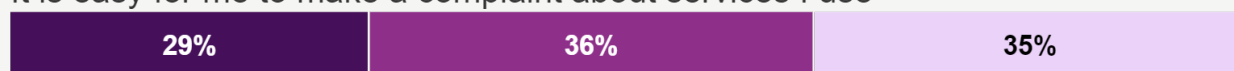
I feel welcome and that I belong in Nottingham




Young people are represented in positive ways in Nottingham



It is easy for me to make a complaint about services I use*



When I need help, I know where to get support



*Actual question texts were:

- When there are new buildings or spaces designed in my community (like housing, community spaces, public art, shopping areas), there are ways for me to have in say in what those buildings and spaces look and feel like
- It is easy for me to make a complaint about services I use (such as doctors, health care, youth/sport clubs, libraries, school, or mental health services)

Do you agree?

Disagree Sort of Agree

I understand my rights and know how to talk about them




My rights are understood and respected at school



My rights are understood and respected at home



All young people in Nottingham have rights




What things have helped you learn about your rights?

(Sum of percentages exceeds 100% because some respondents listed multiple sources.)

School lessons / assemblies



Online / social media posts




Family / home discussions



Posters



Ambassadors / youth representatives



Community events / activities



None of the above



Only 33% of respondents said they had heard of the United Nations Convention on the Rights of the Child



Further Education/ School Leaver Survey

ages 16-18

School / college / work

Are you able to learn and progress in your studies/work?

All or most of the time

64%

Some of the time

31%

None of the time

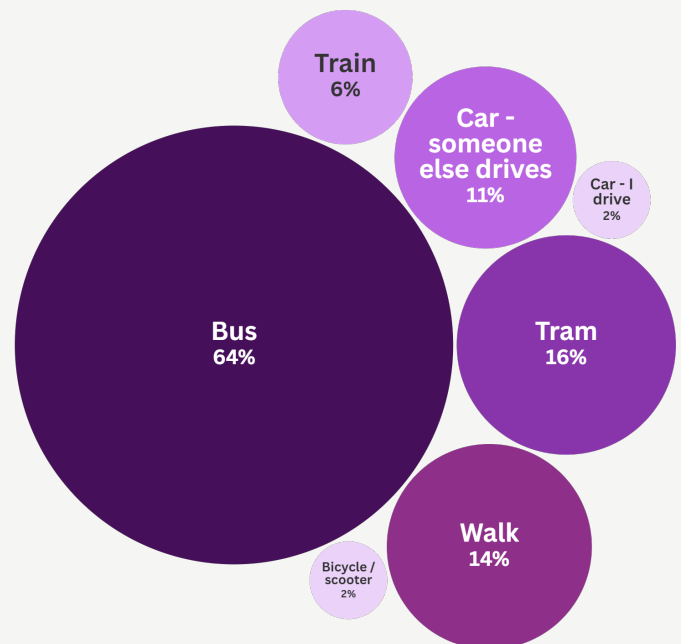
2.5%

I don't know

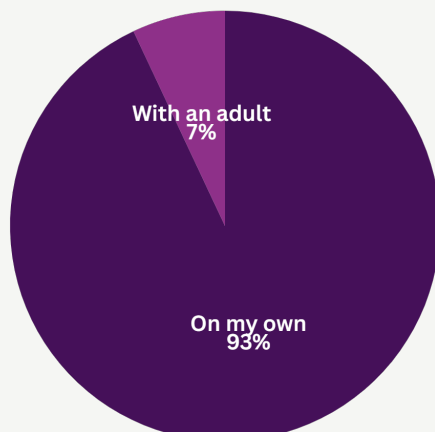
2.5%

How do you typically get to school / college / work?

(Sum of percentages exceeds 100% because some respondents mentioned multiple modes of transport.)



Normally, do you get to school / college / work on your own or accompanied by an adult?



Is there anything you don't like about your journey to or from school / college / work?

(Sum of percentages exceeds 100% because some respondents listed multiple issues.)

Public transport reliability and frequency

30%

Traffic congestion / journey time

30%

No issues / satisfied with journey

27%

Safety concerns

22%

Infrastructure & environmental quality

10%

Public transport crowding

10%

Public transport cost

5%

Walking difficulties

4%

Timing and scheduling

4%

You and your neighbourhood

Which three items are most important to you?

(Sum of percentages exceeds 100% because respondents each selected three options.)

Family

21%

Feeling safe and secure

20%

Access to services that are friendly for young people

18%

Education and learning

16%

Feeling you can grow, explore and follow your interests

15%

Feeling you belong

7%

Access to parks, nature and clean air

7%

Being healthy

6%

Feeling equal and included

4%


Taking part in your local community

1%

Do you agree?

Disagree Sort of Agree

I have access to educational or training opportunities that will prepare me for a successful life*



I feel good about my future



Nottingham is a good place to grow up



I know how to get information and support for keeping my mind and body healthy



I feel safe on the streets near my home



*Actual question text was:

- In Nottingham, I have access to education or training opportunities that will prpeare me for a successful life

Does anything make you feel unsafe in the streets near your home?

(Sum of percentages exceeds 100% because some respondents listed multiple concerns.)

No issues / I feel safe



Crime concerns



Intimidating individuals



Gangs



Traffic and road safety



Infrastructure and environmental quality



Lack of police presence

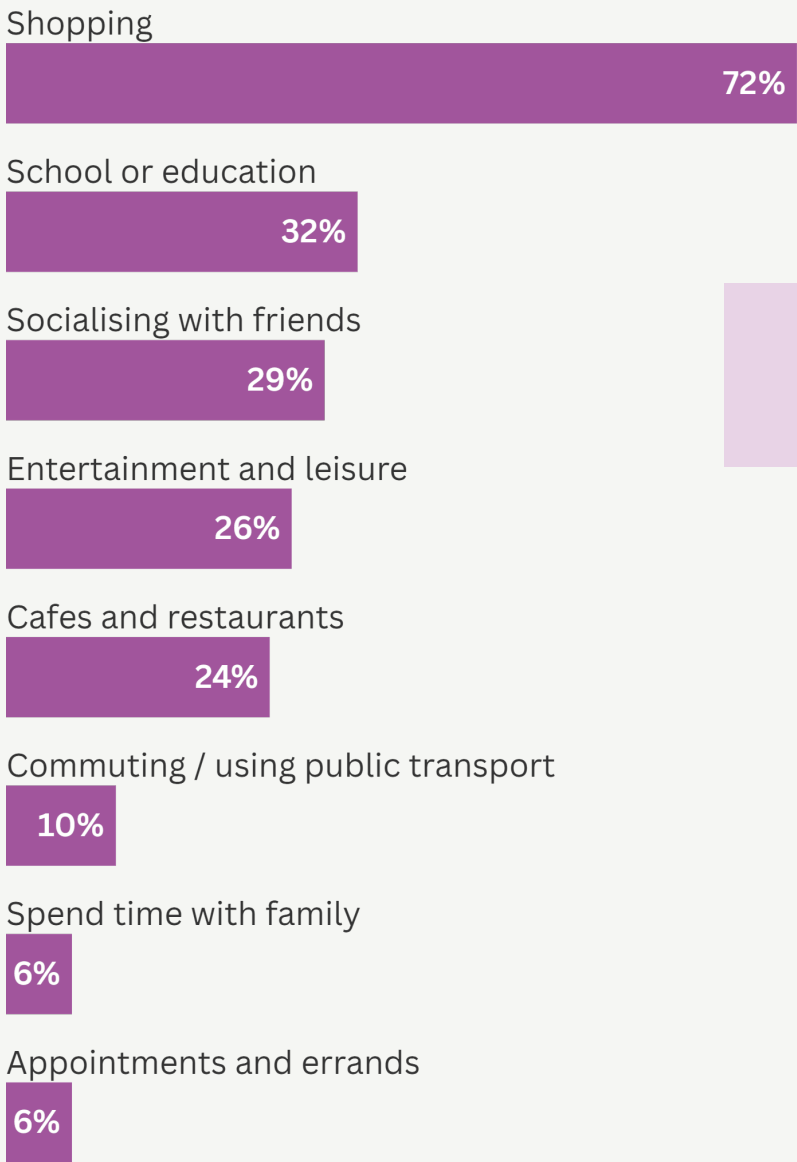


Poor lighting and dark areas



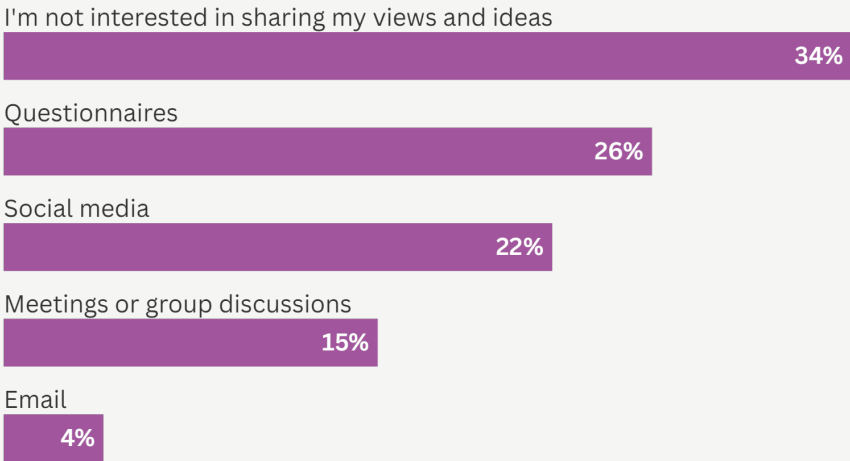
Why do you go into the city centre?

(Sum of percentages exceeds 100% because some respondents listed multiple reasons.)



71% of respondents said they visit Nottingham city centre

How would you like to share your ideas for making Nottingham better for young people?



What is the one thing you would most like to see change for children and young people living in Nottingham?

(Sum of percentages exceeds 100% because some respondents made more than one suggestion.)

Safety and crime reduction

53%

More activities and recreation

25%

Better education and job opportunities

23%

Improved health and wellbeing

23%

Better behaviour and social cohesion

15%

More affordability

10%

Better environment, cleanliness, green spaces

7%

Urban development and more shops

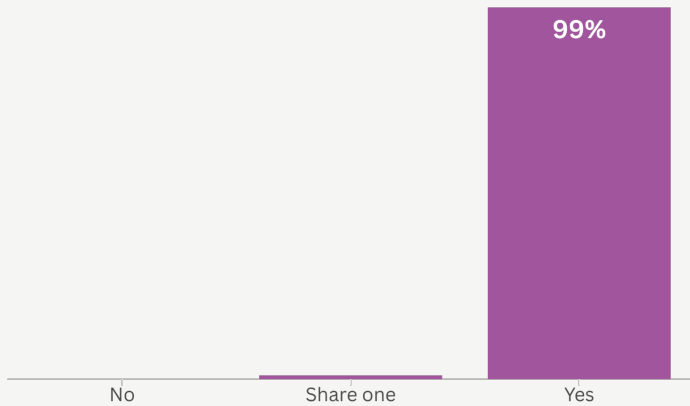
4%

Promotion of equality and rights

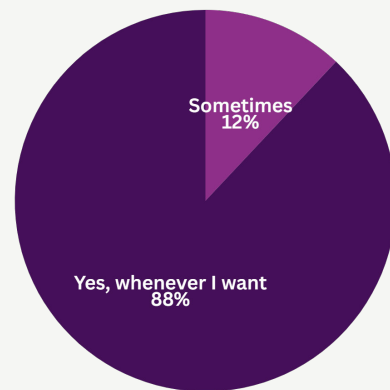
2%

Online

Do you have a mobile phone?

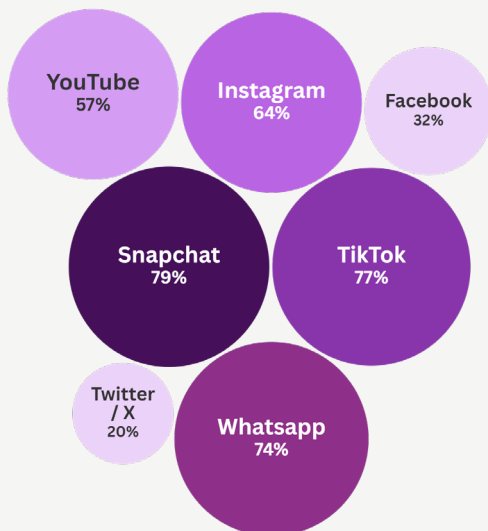


Do you have access to the internet at home?

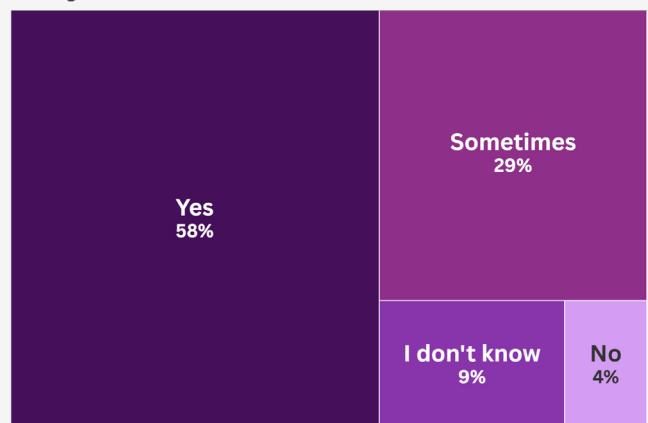


Do you use any of these social media platforms?

(Sum of percentages exceeds 100% because most respondents listed multiple platforms.)



Do you feel safe online?



What makes you feel safe online?

(Sum of percentages exceeds 100% because some respondents listed multiple reasons.)

Adopting safe online behaviour

36%

Knowledge and awareness

29%

Privacy settings / anonymity

25%

Positive online environments

20%

Security tools and technology

16%

Platform safety features

15%

Lack of negative experiences

13%

Limiting exposure

13%

Having a support network

5%

Parental controls

4%

Mentioned in the context of what makes respondents feel **unsafe** online were: trolls, racists, hate speech, bullying, threats, discrimination, scams, stalking, racist press, inappropriate content, violence, pop-ups, hacking, data theft, sketchy emails, sketchy websites.

Activities, friends, well-being, and free time

In a typical week, how often do you get together with friends in person outside of school or work?

Less often than once a week



About once a week



Every day or almost every day



Never

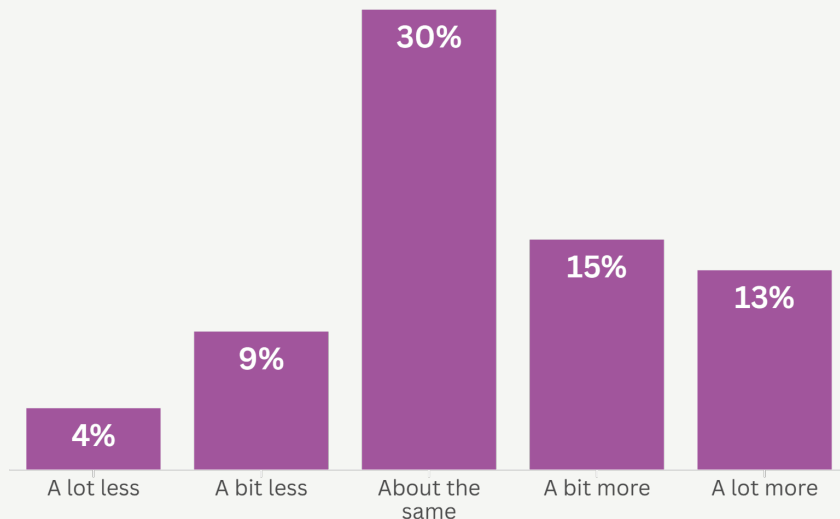


Several times a week

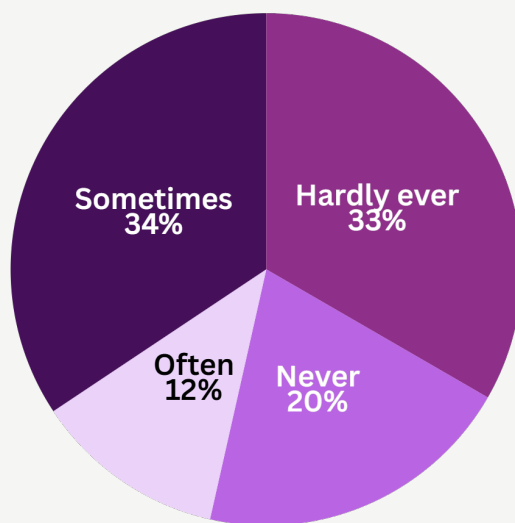


How much money do you have to spend on yourself compared to your friends?

(Note that 29% answered "Not sure" or "Prefer not to say".)



Do you go to museums, galleries, theatre shows, or concerts?



If not, why not?

Lack of interest

44%

Too expensive

44%

Lack of time

37%

Accessibility or travel issues

17%

Personal reasons*

15%

Poor quality of offering

9%

Prefer other activities

9%

*Personal reasons included anxiety, introversion, laziness, dislike of loud environments

Do you agree?

Disagree Sort of Agree

There are places in my community where I can connect with nature*



Nottingham is doing the right things to tackle climate change



I have safe spaces to go with my friends (other than school or home)



There are good, affordable activities for me to join*



There clean, safe places for me to play or hang out near where I live



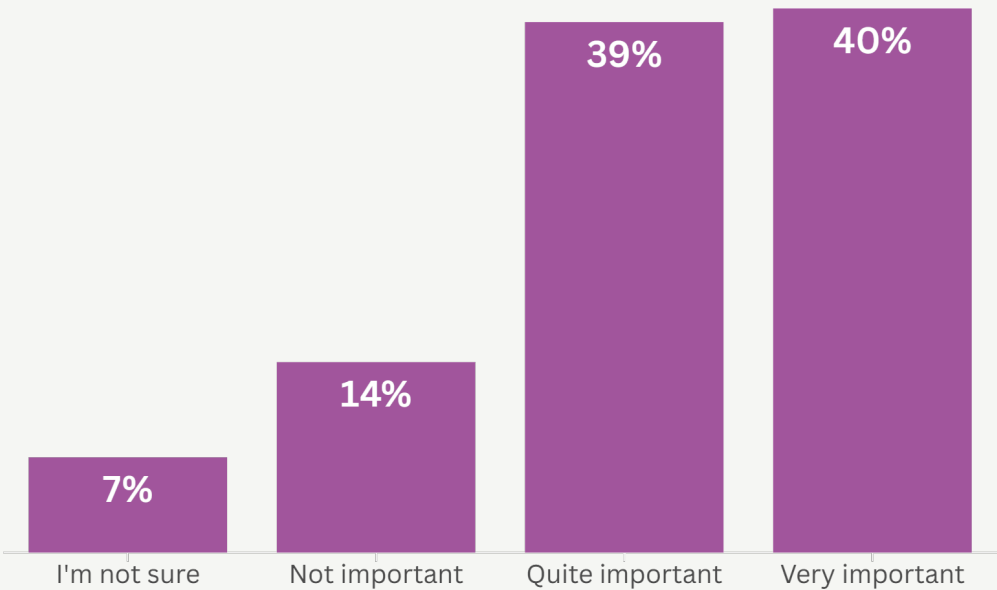
Streets and footpaths are well lit at night-time in my community



*Actual question texts were:

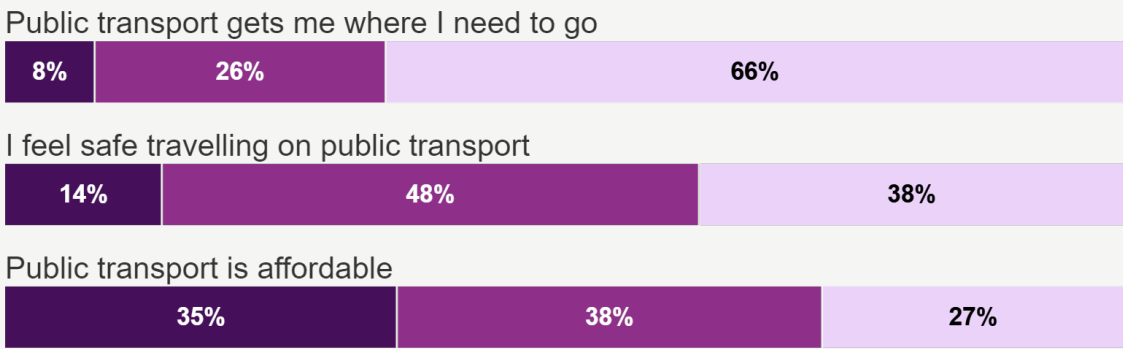
- There are places in my community where I can connect with nature (for example parks, gardens, nature trails)
- There are good, affordable activities for me to join (like sports and other clubs)

How important is climate change to you?

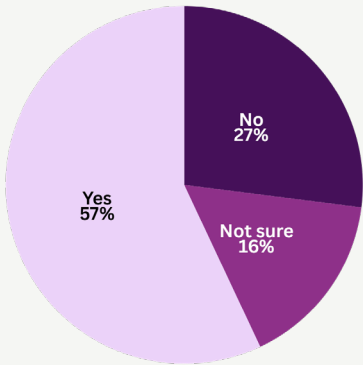


Do you agree?

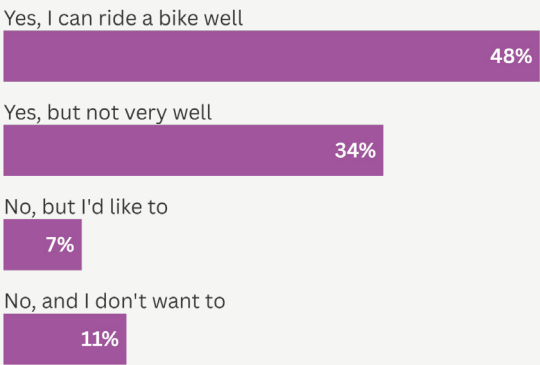
Disagree Sort of Agree



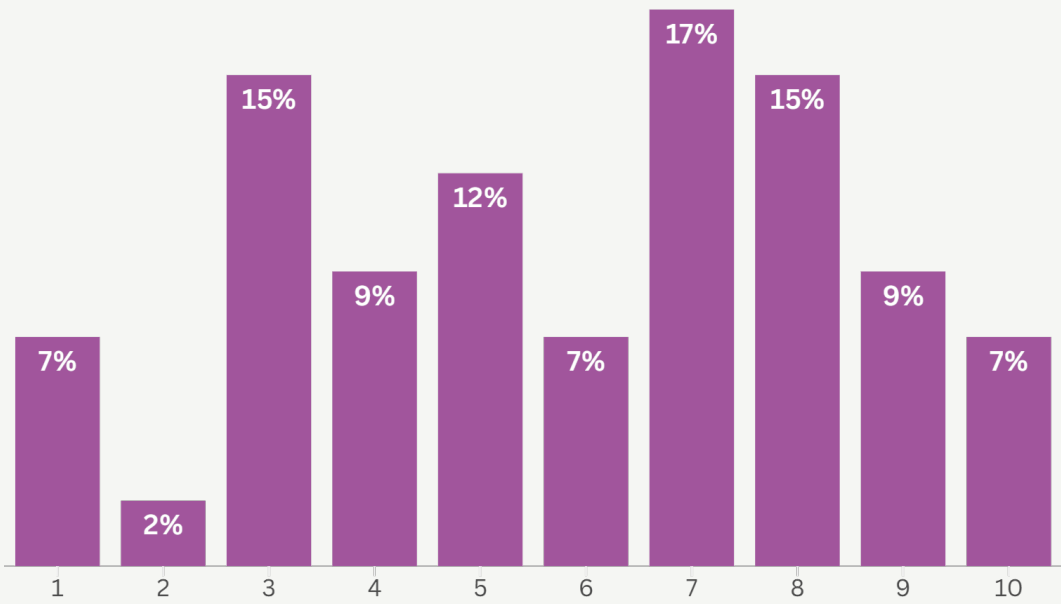
If you could vote from age 16, would you?



Can you ride a bike?



How happy did you feel yesterday (with 1 being not happy at all and 10 being completely happy)?



Equality and inclusion in Nottingham

Do you agree?

Disagree Sort of Agree

All young people are treated fairly in Nottingham, no matter who they are



People who are different are welcome in Nottingham



All young people in Nottingham have the same opportunities



Nottingham is a friendly place



I can contribute my ideas on new buildings and spaces in my community*



I feel welcome and that I belong in Nottingham




Young people are represented in positive ways in Nottingham



It is easy for me to make a complaint about services I use*



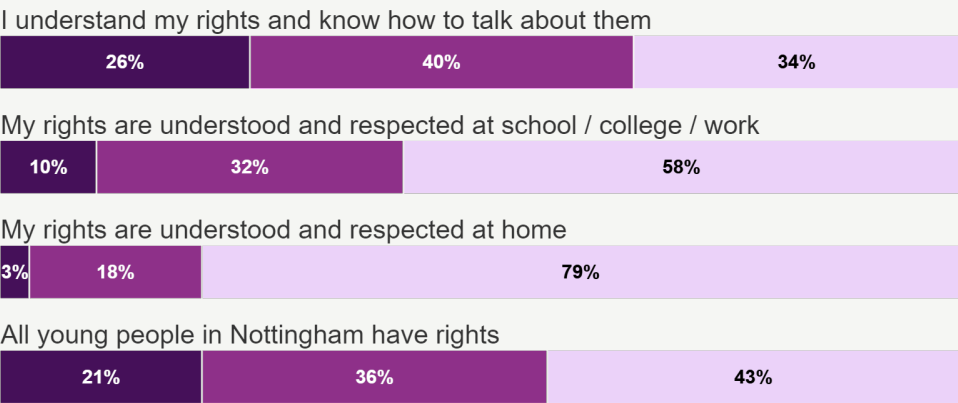
When I need help, I know where to get support



*Actual question texts were:
- When there are new buildings or spaces designed in my community (like housing, community spaces, public art, shopping areas), there are ways for me to have in say in what those buildings and spaces look and feel like
- It is easy for me to make a complaint about services I use (such as doctors, health care, youth/sport clubs, libraries, school, or mental health services)

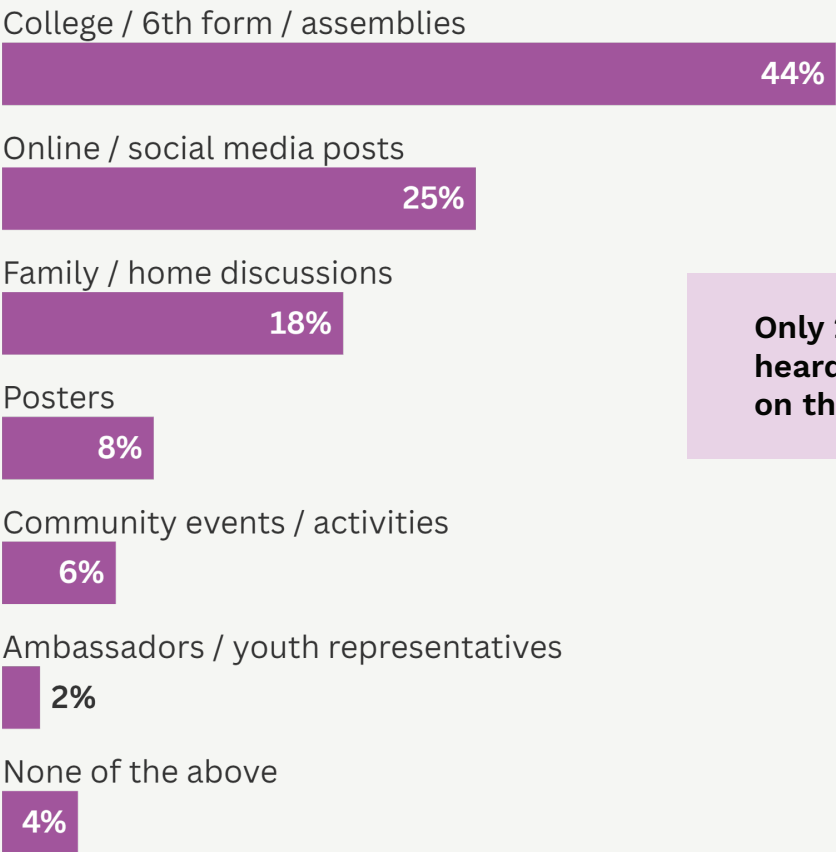
Do you agree?

Disagree Sort of Agree



What things have helped you learn about your rights?

(Sum of percentages exceeds 100% because some respondents listed multiple sources.)



Only 29% of respondents said they had heard of the United Nations Convention on the Rights of the Child





Child Friendly Nottingham

Contact information:

Child Friendly Nottingham Team
Loxley House, Station Street, Nottingham NG2 3NG
Email: child.friendly@nottingham.gov.uk
Website: www.childfriendlynottingham.org.uk



Nottingham
City Council



University of Nottingham
UK | CHINA | MALAYSIA